

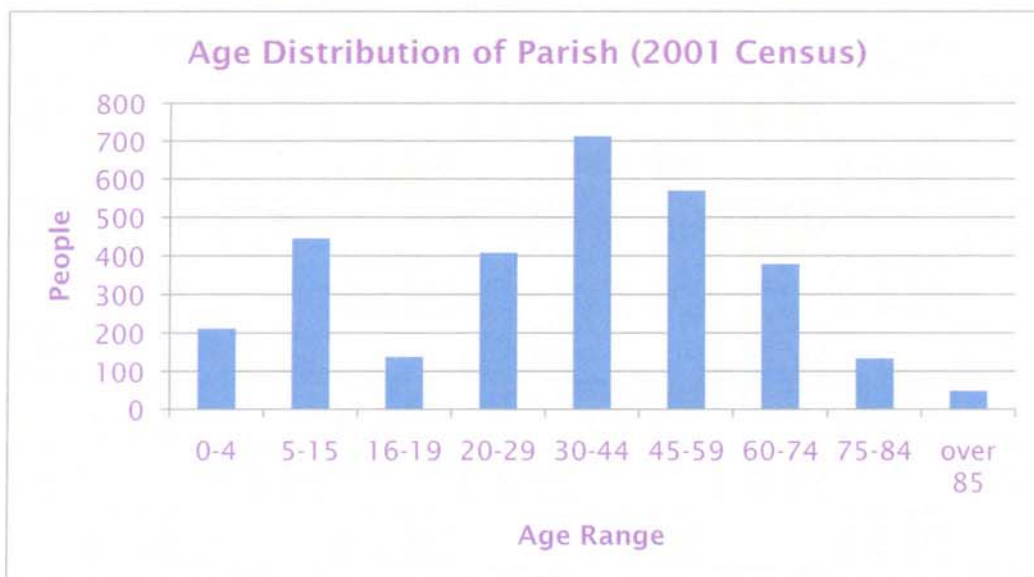
HOUSEHOLD QUESTIONNAIRE RESULTS

Parish profile



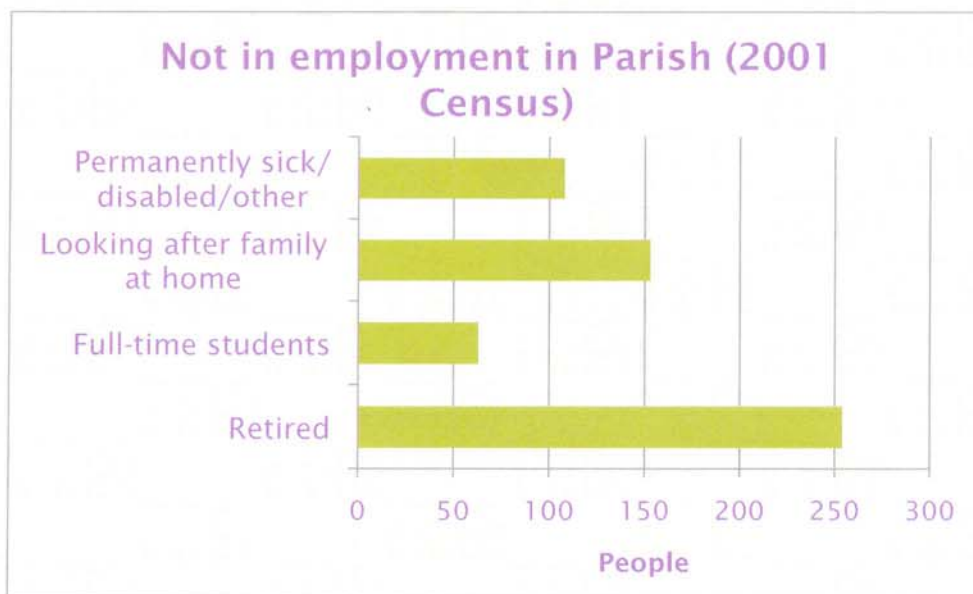
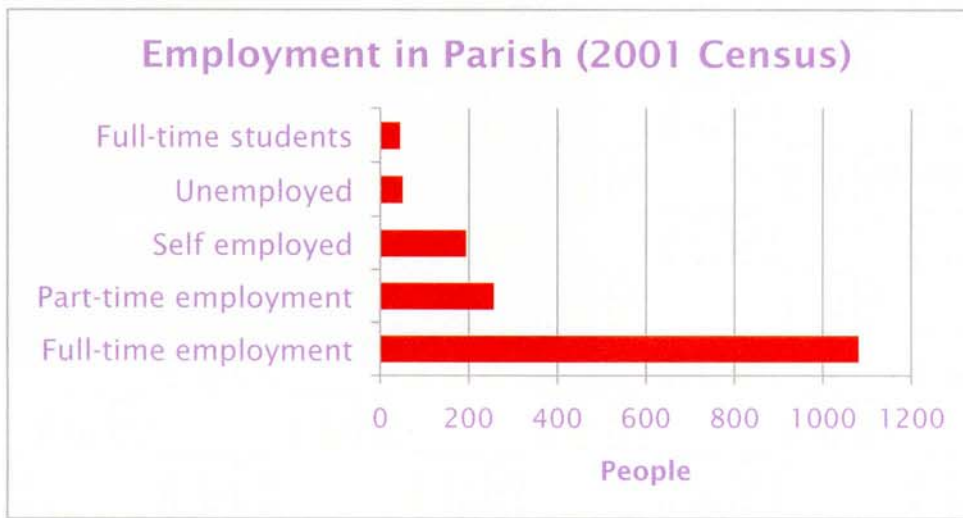
Population

According to the Census undertaken in 2001, Shawbury has a total area of 4,048 hectares and had a total resident population of 3,044. Of this 21.55% were under 16 years of age, 65.08% were aged between 16 and 64 and 13.37% were over 65 years of age.



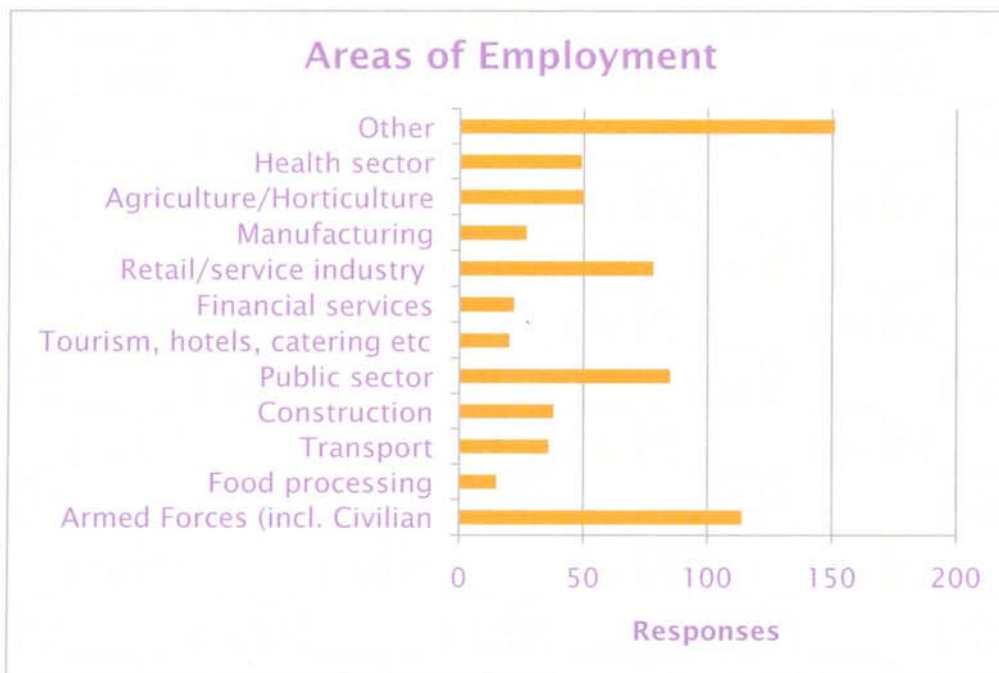
Employment

The census showed that 1,570 people (51.58%) within the Parish were in employment, and that 1,628 (53.48% compared with a County figure of 49.73%) were economically active (employed), and 578 (18.99% compared with a County figure of 22.69%) were not in employment.



The census also revealed that 266 (8.74%) people in the Parish provided unpaid care, of which 50 provided over 50 hours of unpaid care.

The PPQ enquired as to the areas of people's employment. Excluding "other" the next highest response was the armed forces (including civilian support). As regards their place of employment, Shawbury Parish was the highest amount of responses followed by Shrewsbury.

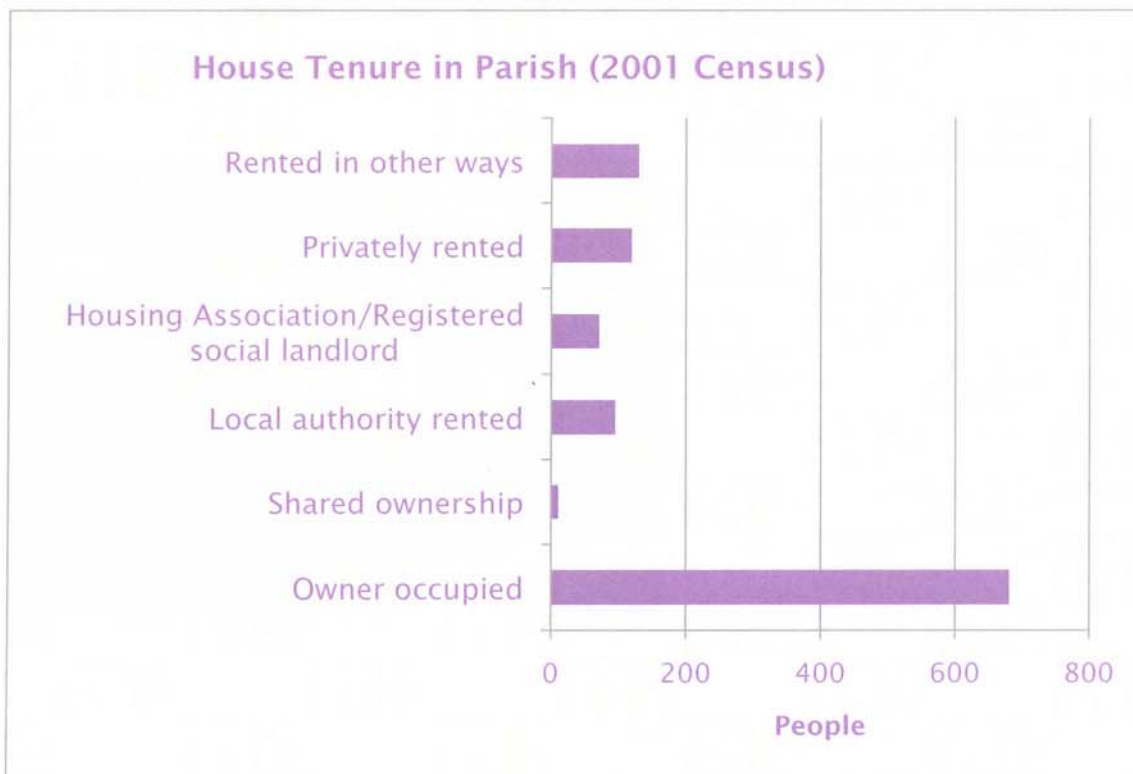


The PPQ asked individuals if they were looking for work or wished to study and if there were reasons as to why they could not do so. Of those that responded, the main reasons offered were either "cost" or "other".

Housing



At the time of the census, there were 1,148 households (41 were vacant) and those owner-occupied accounted for 59.32%, whereas for the County it was significantly higher at 69.31%. The results of the PPQ indicate that nearly three-quarters of households in the Parish are in Shawbury village.



The census also revealed car ownership in the area to be 1,574, which equates to 1.42 cars per household. This presumably reflects the rural nature of the Parish, the level of public transport and the need to have a car to commute to work, to go shopping, etc.

Education



Primary schools

There are two primary schools in the village - Shawbury Primary School on Poynton Road, and St. Mary's Church of England Primary School opposite the RAF Base main entrance and accessed via Dawson's Rough.

Shawbury Primary School is a Shropshire Council maintained primary school, which had 119 pupils on its roll at January 2008. The age range is 4-11 years. The school has obtained a School Achievement Award for Improvement in 2001, Growing Together Quality Assurance Scheme Award, Health for School Award and Standards Quality Mark.



They are starting "Shawbury Stars", their extended schools provision, which will give the opportunity for children to attend a "Breakfast Club" from 7.45am, with after-school care from 3.00pm until 6.00pm.

St. Mary's CE Primary School is a Shropshire Council maintained Church of England primary school, which had 152 pupils on its roll at January 2008. The age range is 5-11 years. The school has obtained a School Achievement Award for Improvement 2001 and Standards Quality Mark.

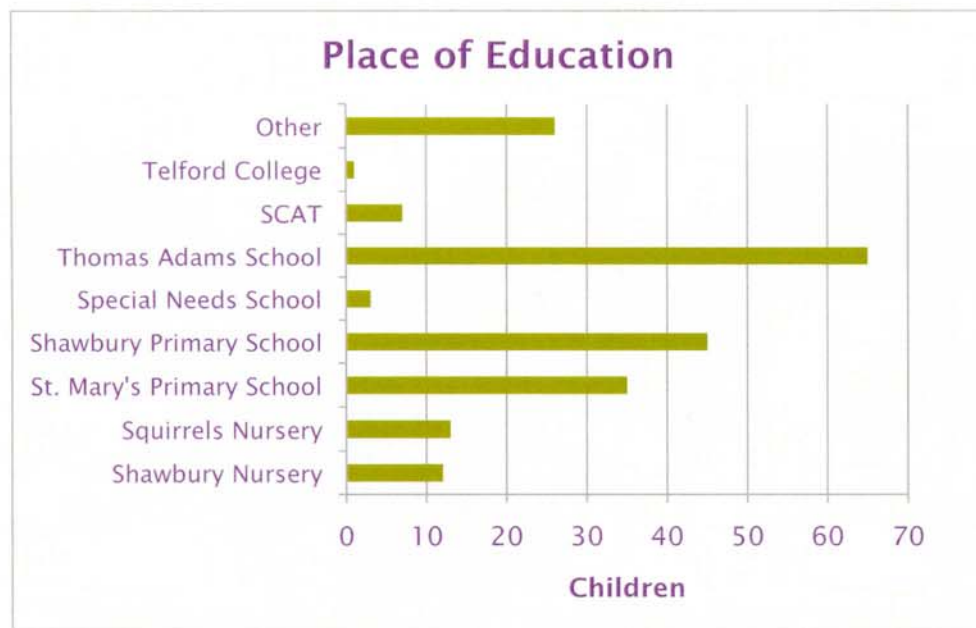


As regards nursery school provision within the Parish, Shawbury Primary School has a nursery class for children from 3 years old and the Squirrels Nursery (based in the RAF Base) has various groups for children between 3 months and 5 years old. The Squirrels is the pre-school feeder for St Mary's CE School.

The PPQ asked if people experienced problems in finding places with pre-school facilities, registered child minders, child care or afterschool clubs and received a limited response. Two-thirds of responders highlighted after-school clubs. The Parish Plan Steering Group (PPSG) carried out further enquiries and found that there are a number of clubs already in place.



Secondary education



With regards to secondary schools, Shawbury is in the catchment area for the Thomas Adams School at Wem. The local education authority provides a bus service to/from the school, which stops at various places throughout the village.

The PPQ did ask if the school bus met people's needs and 81.8% said that it did. It also asked where children were educated currently.

Adult education

It is understood that adult education courses have been run in the village in the past, some were successful and some not. Indeed, the Village Hall does hold classes but these tend to be either arranged by them or by private individuals rather than through the local authority. The PPQ indicated that over 100 people go to Shrewsbury, nearly 40 go Wem and nearly 60 go to 'other', so clearly there is a demand for adult education classes within the Parish.

A good response was received from the PPQ as to adult education classes being held in the Parish. The most popular classes being computer/IT, foreign languages, art/painting/sketching, crafts and dance/keep fit. Obviously, the time of day and availability of a venue could influence the take-up on any course. The development of adult education in the Parish has therefore been included in the Parish Plan Action List.